

### Features

- A single handle controls both on/off activation and temperature setting.
- Includes faceplate with ADA-compliant metal lever handle and push-button diverter.
- Antiscald protection.
- Coordinates with Components faucets, accessories, and showering components to complete your bathroom.
- Pressure-balancing diaphragm technology maintains outlet temperature within +/-3°F during water pressure fluctuations.

### Material

- Premium material construction with metal handle ensures reliability and durability.
- KOHLER finishes resist corrosion and tarnishing.

### Installation

- Trim only; requires valve to complete installation (sold separately).

### Required Products/Accessories

K-11748 Series Rite-Temp® Valves

### Adapters, Rough-in and Extension Kits

1204798

Range: 3-5/8" (92 mm) -  
4-3/8" (111 mm)

### Recommended Products/Accessories

K-23723 Faucet cleaner



**ADA** **CSA B651** **OBC**

### Codes/Standards

ASME A112.18.1/CSA B125.1

ADA

ICC/ANSI A117.1

CSA B651





OBC

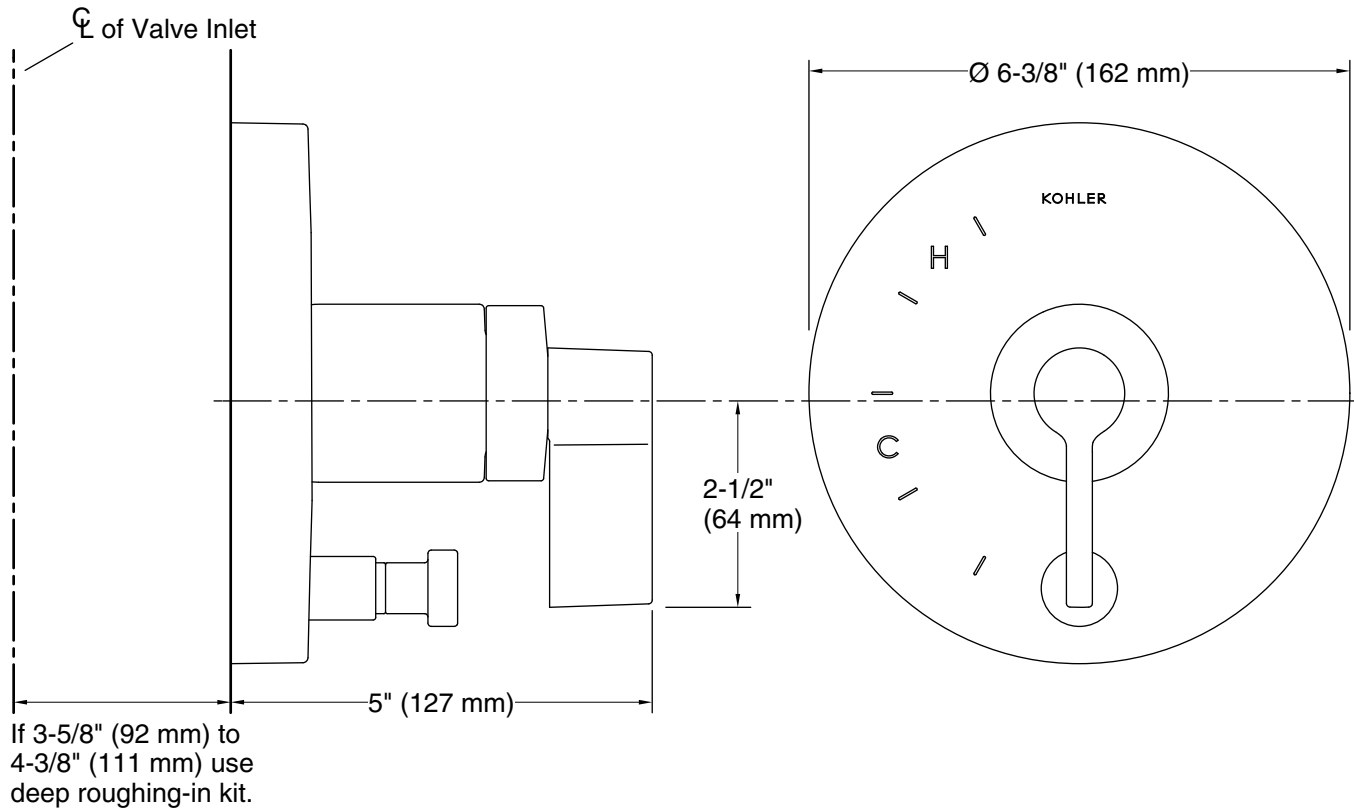
### KOHLER® Faucet Lifetime Limited Warranty

See website for detailed warranty information.

### Available Colors/Finishes

*Color tiles intended for reference only.*

Color	Code	Description
	CP	Polished Chrome
	BN	Vibrant® Brushed Nickel
	BL	Matte Black
	2MB	Vibrant® Brushed Moderne Brass



### Technical Information

All product dimensions are nominal.

Drain included: No

### Notes

Install this product according to the installation instructions.

Install straight pipe or tube drop of 7" (178 mm) to 18" (457 mm) with single elbow between the valve and the wall-mount spout.

ADA, OBC, CSA B651 compliant when installed to the specific requirements of these regulations.